

Fetch Update Release 4.5

25 June, 2025

The Fetch logo, consisting of the word "fetch" in a white, lowercase, sans-serif font, is positioned within a blue and pink curved shape at the bottom right of the slide.


fetch

New Software Update

fetch

We're in the process of updating Fetch (excluding Gen 3 Mini devices) with our latest Software Release 4.5 Flinders Bay.


What's new:

- **We're bringing more apps to Gen 4 devices:** Additional apps to download like **Spotify**, **Twitch** and **NBA League Pass** available via the **Menu > Apps > Fetch App Store** row. Subscriptions may be required for these apps and [additional T&Cs apply](#).
- **A smoother experience for downloadable apps on Gen 5 devices:** We've made finding additional apps to download easier than ever within **Menu > Apps** (look for them in the new **Fetch App Store** row). A download icon () on the app tiles makes it quick to see what can be downloaded; those without the icon indicate what is already downloaded.
- **Infobar enhancements:** You may notice minor adjustments to the Infobar look, including the addition of time, and the removal of Reverse Infobar to avoid clutter.
- **A new shortcut to Recordings:** Pressing the (R) button while hovered on the **Home** Menu tab now takes you to access the **Recordings** menu. This is available to Fetch accounts with a connected Mighty device (if your account has a Gen 3 Mini, your Gen 3 Mini will not have this shortcut). Whilst you're in Recordings, you may also notice minor visual enhancements.
- Some general app and performance improvements, and bug fixes.

Read on for more details.

If you have any questions or need assistance following this update, please visit fetchtv.com.au/contact-us for more information.

Not sure which box you have?

Go to **Menu >  > Device Info** to check your model number (#):

- **Gen 3 devices:** Mighty 3 (#**M616T**) and Mini 3 (#**H626T**)
- **Gen 4 devices:** Mighty 4 (#**M681T**) and Mini 4 (#**H671T**)
- **Gen 5 devices:** Mini 5 (#**HY4424**)

Estimated Rollout



If all goes to plan, the release schedule will roll out in batches starting from 30 June, and completed across all Fetch devices (excluding Gen 3 Mini devices) by the week of 14 July.

Please note: All dates are subject to change.

Downloadable Apps

fetch

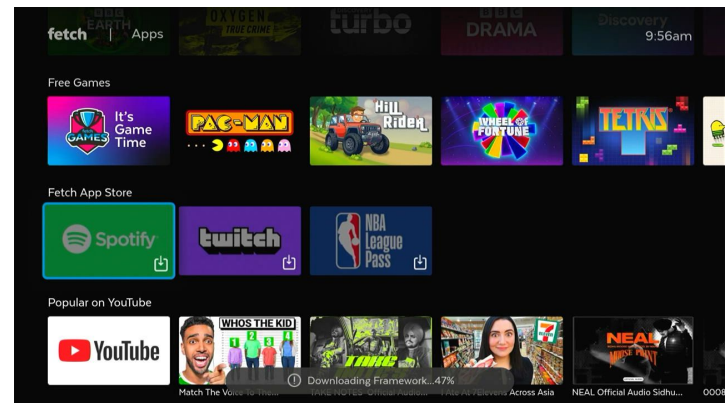
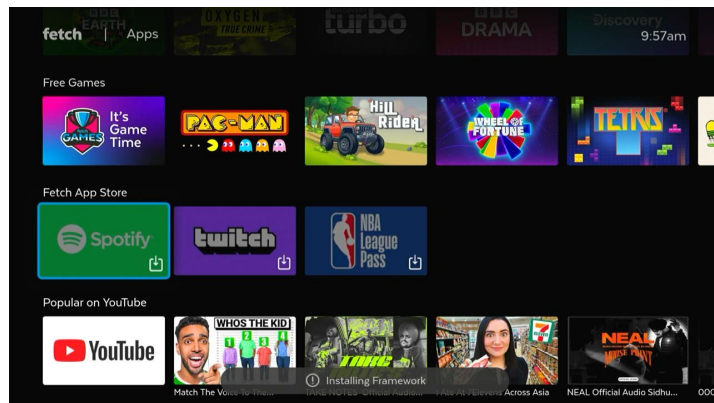
What's new for Gen 4 devices?

- We're bringing additional apps to download like **Spotify**, **Twitch** and **NBA League Pass** now to Gen 4 devices. Simply explore them via **Menu > Apps > Fetch App Store row**. Subscriptions may be required for these apps and [additional T&Cs apply](#).

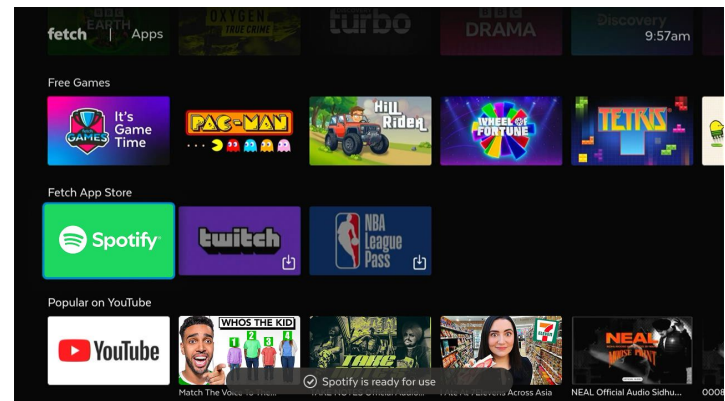
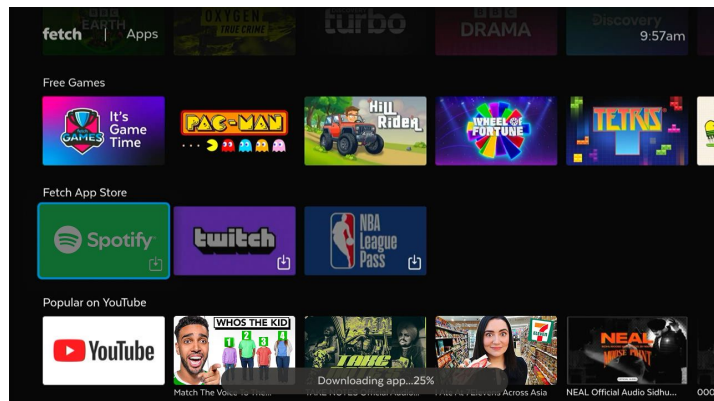
What's new for Gen 5 devices?

- We've made finding additional apps to download easier than ever within **Menu > Apps > Fetch App Store row** - look for the download icon (↓) on the row tiles to quickly see what can be downloaded; those without the icon indicate what is already downloaded.
- Notifications will appear at the bottom of the screen so you can easily see download and installation progress.
- Apps now also automatically offload when allocated storage is full, starting with the least used downloaded app so you can enjoy the downloaded apps you use the most.
- We're also excited to announce that there will be more apps added to the Fetch App Store row. Keep an eye out on the Fetch App Store row.

If you haven't downloaded an app on your Fetch device before, the first time you download an app you'll first be notified that a framework will be downloaded and installed. This is required to ensure any apps from the Fetch App Store row can run on your device.



Once done, your selected app for download will download. You will be notified that it is downloading and again when it is ready for use.

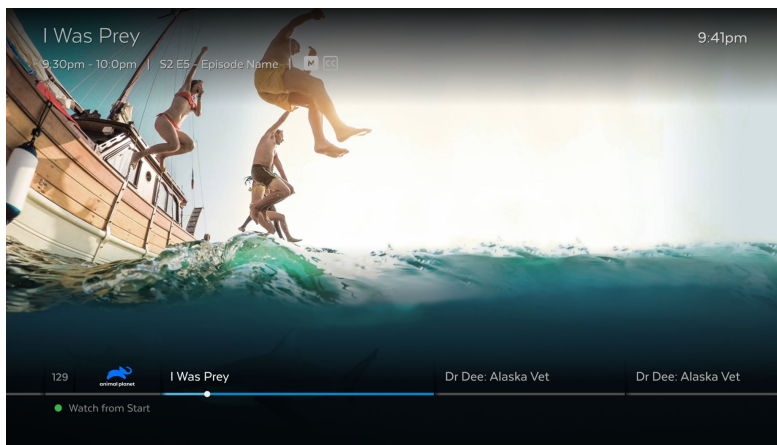


Updates to the Infobar

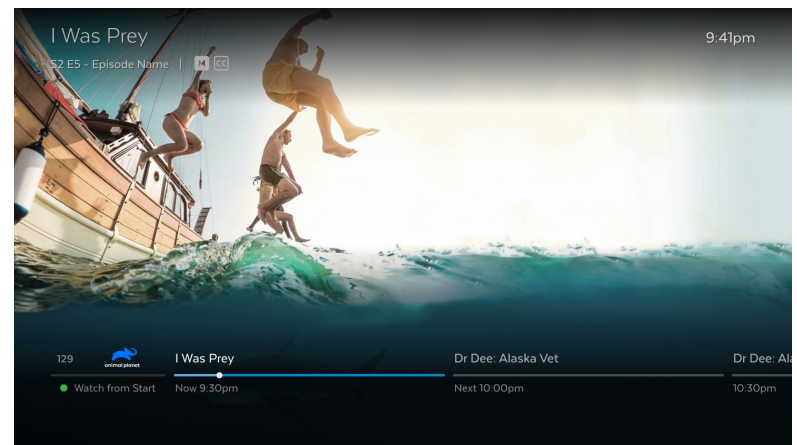
fetch

- To provide a more simple, modern design, we have made some enhancements to the Infobar:
 - We've updated the program cells to be at a fixed width (previously cell width was based on program length).
 - Program start and end times will now appear beneath the program cells, rather than at the top of the screen.
 - Reverse Infobar has been removed so you can focus on what's coming next. You will not be able to hover on the channel logo cell.

Previous



Updated



New Recordings Shortcut

fetch

We've added a new shortcut to address customer feedback around the number of button presses it previously took to access Recordings. Here's how you can access it:

1. Hover on the **Home** tab name. You will know you are hovered on it correctly if you see a horizontal blue bar under 'Home'.
2. Press the (R) button on your remote. You will then be taken to the **Recordings** menu.

Please note: This is available to Fetch accounts with a connected Mighty (if your account has a Gen 3 Mini, your Gen 3 Mini will not have this shortcut).

